

Digital Signage

DVISplitter 7.2

Digital Signage

Extend and distribute audio and / or video signals



Leading the way in digital KVM



Leading the Way in digital KVM

Guntermann & Drunck GmbH has been established in 1985 and is named after its founders. Over 25 years have since past, and we are now a leading manufacturer of digital and analog KVM switching systems.

As an owner-managed company we work with a broad range in both digital and analog KVM closely with the marketplace and make our decisions with and in the interests of our customers. It is our philosophy to meet our customers while making decisions, to accompany them in the process and ensure that they achieve their goals.

We can do this because as a medium sized company we have short communication paths and all core competencies are in house – from development through to production. This way we can even make the impossible possible at times. If it is thanks to the modularity of the products or by implementing a customised solution. We orient ourselves towards the needs of the customer – and not the other way round.

Organisations, service providers and companies of all sizes managing numerous computers, servers and other network devices trust the comprehensive advice and service provided by Guntermann & Drunck GmbH.

Thanks to these different fields of specialisation, the demands placed on the products are many and are manifold. Our products have to provide a long-life service, be secure, uncomplicated, user-friendly, understandable and adaptable.

The Digital Signage products DVISplitter distribute, extend and amplify one single-link DVI video signal to multiple displays.

The devices are available as variants displaying 2 or 4 video channels and can be used as stand-alone devices.

DVI
SL

DVISplitter2 - front & back view

Highlights

Video

- three effects: distribute, extend, amplify
- multi-channel variants
- active signal amplifier

Operation

- operating system independent

Expansion

- can connect up to 64 displays when cascaded
- bridges distances up to 150 m when cascaded

Features

Video

- distributes digital video signals up to 2 to 4 displays
- resolutions up to 1920 x 1200 @ 60 Hz
- digital colour mode 24 bits
- transparent transmission of DDC information

Transmission

- bridges distances up to 50 m (DVI single-link or multi-coax cable)
- bridges distances up to 150 m when fully cascaded (three levels)

Device

- cascadable up to 3 levels; connections for up to 64 displays
- requires no software installation
- external power supply
- available as desktop variant

Variants

Design

- available as desktop variants

Video channels

- DVISplitter2: for 2 displays, expandable up to 8
- DVISplitter4: for 4 displays, expandable up to 64

Expansion

DVISplitter2

- can be cascaded up to 2 levels
- connects up to 9 displays and bridges distances up to 105 m

DVISplitter4

- can be cascaded up to 3 levels
- connects up to 13 displays and bridges distances up to 150 m

Installation

Connect the computer to the backside of the DVISplitter. The DVI cable links the computer's video port to the DVISplitter. The displays are connected to the video outputs of the DVISplitter.

Feel free to download the DVISplittermanual to find out more details about the start-up.



left: DVISplitter2 - front view
right: DVISplitter4 - front view

	DVISplitter2	DVISplitter4
Video	digital video, single-link	
No. of outputs	2	4
Resolution	max. 1920 x 1200 @ 60 Hz	
Colour depth	24 bit	
Transmission length	up to 50 m	
Power supply	external power supply	
Connection	external power supply	
Voltage	AC100-240V/60-50Hz	
	12V/2A	
Casing		
Desktop (W x H x D)	104 x 26 x 84 mm	105 x 46 x 84 mm

List of Item Numbers

























Item No.	Description
A4000006	DVI Splitter 2
A4000007	DVI Splitter 4

Legend

ABBREVIATIONS

CPU	=	Computer module	M	=	Multimode
PC	=	Computer module	S	=	Singlemode
CON	=	User module	RM	=	For assembly in a 19" rack
REM	=	User module	DT	=	Available as desktop variant
MC2	=	Multichannel 2	A	=	Audio
MC3	=	Multichannel 3	AR	=	Audio + RS232
MC4	=	Multichannel 4	R	=	RS232
			U	=	transparent USB 1.1
			U2	=	transparent USB 2.0
			D	=	Delay

EQUIPMENT FEATURES

	=	keyboard/mouse		=	VT100
	=	dual-link DVI video		=	KVM IP access
	=	single-link DVI video		=	Network connection
	=	single-link DVI + VGA		=	Web interface
	=	VGA video		=	DevCon support
	=	Audio		=	Monitoring
	=	RS232		=	CAT cable
	=	USB 1.1		=	Fiber optics
	=	USB 2.0		=	Single user
	=	Delay		=	Multi user
	=	Screen Freeze		=	Separat local/remote user
	=	Power Switching			
	=	Fire Wire			