

Signal Extender

RS232-Extender 7.0

KVM Extender

Extender systems to bridge IT-distances





Leading the Way in digital KVM

Guntermann & Drunck GmbH has been established in 1985 and is named after its founders. Over 25 years have since past, and we are now a leading manufacturer of digital and analog KVM switching systems.

As an owner-managed company we work with a broad range in both digital and analog KVM closely with the marketplace and make our decisions with and in the interests of our customers. It is our philosophy to meet our customers while making decisions, to accompany them in the process and ensure that they achieve their goals.

We can do this because as a medium sized company we have short communication paths and all core competencies are in house – from development through to production. This way we can even make the impossible possible at times. If it is thanks to the modularity of the products or by implementing a customised solution. We orient ourselves towards the needs of the customer – and not the other way round.

Organisations, service providers and companies of all sizes managing numerous computers, servers and other network devices trust the comprehensive advice and service provided by Guntermann & Drunck GmbH.

Thanks to these different fields of specialisation, the demands placed on the products are many and are manifold. Our products have to provide a long-life service, be secure, uncomplicated, user-friendly, understandable and adaptable.

The CAT-RS232 signal extender system extends RS232 signals.

The system consists of a computer module (transmitter) and a user module (receiver) and uses CAT-x cables to transmit RS232 signals up to 400 m.

RS
232

above: RS232-Extender-CPU
below: RS232-Extender-CON

Features

Transmission

- distances up to 400 m in slow mode (57,600 bit/s)
- distances up to 300 m (115,200 bit/s)
- transmission via existing CAT-x cables (x = 5, 6, 7)
- transmission of bidirectional RS232 signals

Device

- LEDs indicate operating status
- external power supply at each module
- available as desktop variant

Variants

No product variants available.

Expansion

No product expansions available.

Installation

A confusion-proof cable links the computer's RS232 interface to the CAT-RS232 computer module. Connect your operating hardware to the corresponding interface of the CAT-RS232 receiver.

Use the existing CAT-x cabling infrastructure to link transmitter and receiver.

Feel free to download the CAT-RS232 extender manual to find out more details about the start-up.

RS232-Extender



left: RS232-Extender-CPU
right: RS232-Extender-CON

Computer module	User module	
General information		
Computers per system	1	
Type of cable connection	dedicated CAT-x link	
Transmission length (max.)	300 m (400 m in "slow mode")	
Transmission cable type	CAT-x cable	
Dimensions (W x H x D)	55 x 24 x 104 mm	55 x 24 x 104 mm
Power supply		
Type	external power pack	external power pack
Connection	1 x hollow socket 2.1 mm (DCEA6)	
Power supply	+5VDC/ 90mA	+5VDC/70mA
Interfaces		
for workplace (RS232)	---	1 x D-Sub 9 plug
to computer (RS232)	1 x D-Sub 9 socket	---
for transmission	1 x RJ45 socket	1 x RJ45 socket
RS232 specifications		
Transmission rate 300 m	max. 115,200 bit/s	
Transmission rate 400 m	max. 57,600 bit/s	
Transmission signals	Rx/D, Tx/D, RTS, CTS, DTR, DSR, RI, DCD	

List of Item Numbers

























Item No.	computer module
A1990006	CAT-RS232-CPU
Item No.	user module
A1990007	CAT-RS232-CON

Legend

ABBREVIATIONS

CPU	=	Computer module	M	=	Multimode
PC	=	Computer module	S	=	Singlemode
CON	=	User module	RM	=	For assembly in a 19" rack
REM	=	User module	A	=	Audio
MC2	=	Multichannel 2	AR	=	Audio + RS232
MC3	=	Multichannel 3	R	=	RS232
MC4	=	Multichannel 4	U	=	transparent USB 1.1
			U2	=	transparent USB 2.0
			D	=	Delay

EQUIPMENT FEATURES

	=	keyboard/mouse		=	VT100
	=	dual-link DVI video		=	KVM IP access
	=	single-link DVI video		=	Network connection
	=	single-link DVI + VGA		=	Web interface
	=	VGA video		=	DevCon support
	=	Audio		=	Monitoring
	=	RS232		=	CAT cable
	=	USB 1.1		=	Fiber optics
	=	USB 2.0		=	Single user
	=	Delay		=	Multi user
	=	Screen Freeze		=	Separat local/remote user
	=	Power Switching			
	=	Fire Wire			